

## Adsorption Equilibrium of Uranium from Aqueous $[\text{UO}_2(\text{CO}_3)_3]^{4-}$ Solutions on a Polymer bearing Amidoxime Groups

Takahiro Hirotsu,\* Shunsaku Katoh, and Kazuhiko Sugasaka

Government Industrial Research Institute, Shikoku, 2-3-3 Hananomiya-cho, Takamatsu 761, Japan

Manabu Senō

Institute of Industrial Science, University of Tokyo, 7-22-1 Roppongi, Minato-ku, Tokyo 106, Japan

Takaharu Itagaki

Central Research Laboratory, Mitsubishi Chemical Industry, Ltd., 1000 Kamoshida-cho, Midori-ku, Yokohama 227, Japan

The adsorption equilibrium of uranium from aqueous solutions containing tricarbonatouranate( $\text{VI}$ ) ions on a polymer bearing amidoxime groups was examined at pH 8–9. It is suggested that the adsorption proceeds by ligand exchange of three carbonate ions on the central uranyl( $\text{VI}$ ) ion with two amidoxime groups, accompanied by deprotonations. The uranyl( $\text{VI}$ ) complex formed with the polymer was found to be more stable than that with acetamidoxime as a ligand, suggesting that the amidoxime polymer has potential for the recovery of uranium from sea-water.

It has been demonstrated that some polymers bearing amidoxime groups show a high adsorptivity for uranium in sea-water,<sup>1</sup> but the adsorption equilibrium of uranium between the polymer and solutions has not been fully clarified. Such an investigation would be useful for understanding the mechanism of adsorption of uranium on polymers, and to provide fundamental information on the development of novel polymers for uptake of uranium.<sup>2</sup> In a previous paper,<sup>3</sup> the binding ability of acetamidoxime  $[\text{CH}_3\text{C}(\text{NH}_2)\text{NOH}]$  to protons, some first-row transition-metal( $\text{II}$ ) ions, and uranyl( $\text{VI}$ ) ions in aqueous solutions was examined by the method of potentiometric titration. Interestingly, acetamidoxime showed a high complexing affinity toward metal ions of hard-acid character, and had a very high stability constant for uranyl( $\text{VI}$ ) ions. In the present study, we examine the adsorption of uranyl( $\text{VI}$ ) ions on a polymer bearing amidoxime groups.

Sea-water is an electrolyte solution of pH 8.1–8.3. The concentration of uranium in sea-water is as low as  $1.4 \times 10^{-8}$  mol  $\text{dm}^{-3}$ ,<sup>4</sup> and is estimated to be present principally as the tricarbonatouranate( $\text{VI}$ ) ion,  $[\text{UO}_2(\text{CO}_3)_3]^{4-}$ ,<sup>5</sup> which is very stable. Therefore, in this study, the adsorption of uranium on a polymer bearing amidoxime groups is examined with solutions of tricarbonatouranate( $\text{VI}$ ) ions at pH 8–9, in order to elucidate the adsorption of uranium from sea-water. The analysis of the results is based on the previous results on the chelation equilibrium between acetamidoxime and uranyl( $\text{VI}$ ) ion, and some adsorption constants obtained are compared with the acetamidoxime chelation constants.

### Experimental

**Materials.**—Poly(acrylonitrile) cross-linked with divinylbenzene (27%, w/w; *m* and *p* mixture) and tetraethylene glycol dimethacrylate (13%, w/w) was prepared by the literature method.<sup>6</sup> This polymer was treated with hydroxylamine in methanol at 60 °C for 8 h to afford a polymer bearing amidoxime groups (denoted the amidoxime polymer). Its water content was 52.7% (w/w), and the content of amidoxime groups was determined to be 2.83 mmol  $\text{g}^{-1}$  from the proton consumption.<sup>7</sup> The polymer was sieved and a fraction of diameter 0.35–0.5 mm was employed in the present experiments.

**Adsorption of Uranium.**—A  $8.4 \times 10^{-6}$  mol  $\text{dm}^{-3}$  uranium

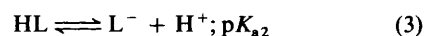
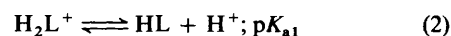
solution (20  $\text{cm}^3$ ) [prepared from  $\text{UO}_2(\text{NO}_3)_2 \cdot 6\text{H}_2\text{O}$  (Wako, GR)] was added to 0.1 g of the amidoxime polymer in a vessel (50  $\text{cm}^3$ ) under an atmosphere of nitrogen gas. After sealing, the vessel was maintained at 25 °C for 60 d with shaking. The pH of the solution was adjusted to 8–9 with a Clark–Lubs buffer solution ( $\text{H}_3\text{BO}_3$ – $\text{KCl}$ – $\text{NaOH}$ ). The total concentration of carbonate ions,  $c_{\text{C}}$ , was adjusted to 0.04–0.1 mol  $\text{dm}^{-3}$  with sodium hydrogencarbonate. Under these conditions,  $c_{\text{U}}/c_{\text{C}} < 10^{-3}$ , where  $c_{\text{U}}$  is the total concentration of uranium in the solution, and the chemical species of uranium in the solution can be assumed to be  $[\text{UO}_2(\text{CO}_3)_3]^{4-}$ .<sup>8</sup> After attaining the adsorption equilibrium, the pH of the solution was measured under an atmosphere of nitrogen gas. The amounts of uranium in the solution and the polymer were determined by fluorometry,<sup>8</sup> and the distribution coefficient of uranium between the solution and the polymer,  $D_{\text{U}}$ , was calculated

$$D_{\text{U}} = (c_{\text{U}} - c_{\text{U},\text{s}})/c_{\text{U},\text{s}} \quad (1)$$

according to equation (1) where  $c_{\text{U},\text{s}}$  is the concentration of uranium in the solution and  $c_{\text{U}} - c_{\text{U},\text{s}}$  is the hypothetical concentration of uranium in the adsorption phase at equilibrium. It was confirmed that uranium did not precipitate over a period of adsorption.

### Results and Discussion

The acid-dissociation equilibrium of acetamidoxime, HL, may be represented by equations (2) and (3) where  $\text{p}K_{\text{a}1}$  and  $\text{p}K_{\text{a}2}$



are the relevant dissociation constants, 5.90 and  $>11$ , respectively.<sup>3</sup> As for the amidoxime groups in the polymer, because of the electrostatic interactions between different  $\text{H}_2\text{L}^+$  ions and between different  $\text{L}^-$  ions  $\text{p}K_{\text{a}1}$  may be expected to be decreased and  $\text{p}K_{\text{a}2}$  increased:  $\text{H}_2\text{L}^+$  behaves as a stronger acid and HL as a weaker acid in the polymer compared with the case of acetamidoxime. Therefore, almost all of the amidoxime groups in the polymer can be assumed to be neutral species at pH 8–9.

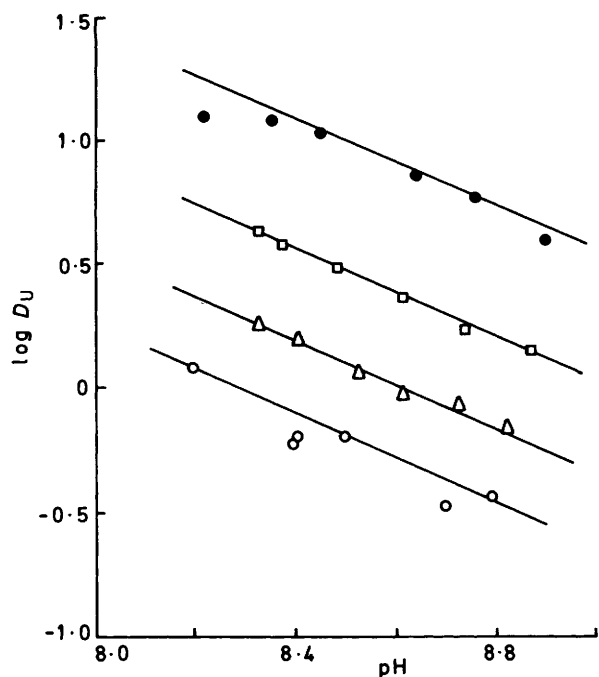


Figure 1. pH Dependence of  $\log D_U$  at 25°C;  $c_U = 8.40 \times 10^{-6}$  mol  $\text{dm}^{-3}$ , and  $c_C = 0.04$  (●), 0.06 (□), 0.08 (△), and 0.1 mol  $\text{dm}^{-3}$  (○)

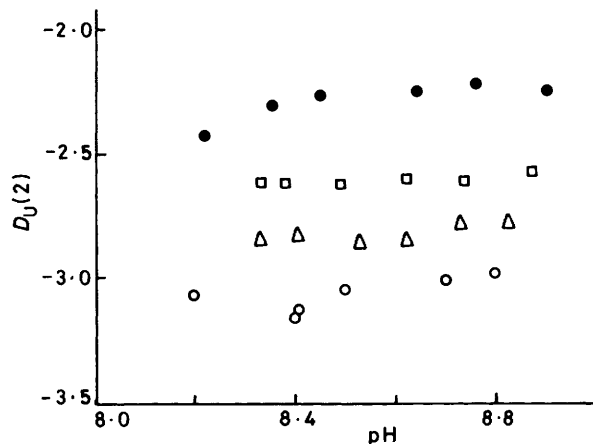
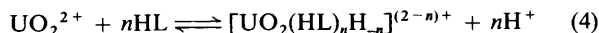
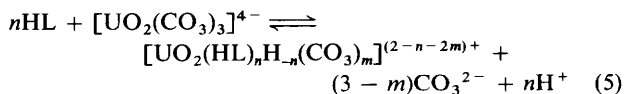


Figure 2. Plot of  $D_U(2)$  against pH;  $c_C$  as in Figure 1

The complexing equilibrium between acetamidoxime and uranyl(vi) ion,  $\text{UO}_2^{2+}$ , is represented by equation (4),<sup>3</sup> where  $n$



is 1 or 2. Because the amidoxime groups in the polymer are considered to be neutral species, HL, at pH 8–9 as mentioned above, the adsorption equilibrium of  $[\text{UO}_2(\text{CO}_3)_3]^{4-}$  on the polymer can be represented by equation (5), by taking the



analogous reaction of acetamidoxime into consideration; here  $m$  and  $n$  are 0–2 and larger than zero, respectively. This reaction scheme implies that the adsorption of uranium on the polymer takes place by ligand exchange between carbonate ions

and amidoxime groups accompanied by deprotonation of the amidoxime groups. The corresponding equilibrium,  $K_U$ , is expressed by equation (6), and  $D_U$  by equation (7). Then, when equation (7) is substituted into (6), equation (8) is obtained.

$$K_U =$$

$$\frac{[\text{UO}_2(\text{HL})_n\text{H}_{-n}(\text{CO}_3)_m]^{(2-n-2m)+} [\text{CO}_3^{2-}]^{3-m} [\text{H}^+]^n}{[\text{HL}]^n [\text{UO}_2(\text{CO}_3)_3]^{4-}} \quad (6)$$

$$D_U =$$

$$\frac{[\text{UO}_2(\text{HL})_n\text{H}_{-n}(\text{CO}_3)_m]^{(2-n-2m)+}}{[\text{UO}_2(\text{CO}_3)_3]^{4-}} \quad (7)$$

$$\log D_U = \log K_U - n \log \frac{[\text{H}^+]}{[\text{HL}]} -$$

$$(3-m) \log [\text{CO}_3^{2-}] \quad (8)$$

From the mass balance,  $c_C$  is given by  $[\text{H}_2\text{CO}_3] + [\text{HCO}_3^-] + [\text{CO}_3^{2-}] + 3[\text{UO}_2(\text{CO}_3)_3]^{4-} + m[\text{UO}_2(\text{HL})_n\text{H}_{-n}(\text{CO}_3)_m]^{(2-n-2m)+}$ . If  $c_U \ll c_C$ ,  $c_C = [\text{H}_2\text{CO}_3] + [\text{HCO}_3^-] + [\text{CO}_3^{2-}] = \alpha_c [\text{CO}_3^{2-}]$ , where  $\alpha_c = ([\text{H}^+]^2/K_{c1}K_{c2}) + ([\text{H}^+]/K_{c2}) + 1$ , and  $K_{c1}$  and  $K_{c2}$  are the first and the second acid-dissociation constants of carbonic acid, respectively. Therefore, equation (9) is obtained. On the other hand,

$$[\text{CO}_3^{2-}] = c_C/\alpha_c \quad (9)$$

the total concentration of amidoxime groups,  $c_L$ , can be obtained from the mass balance and the above discussion as  $[\text{HL}] + n[\text{UO}_2(\text{HL})_n\text{H}_{-n}(\text{CO}_3)_m]^{(2-n-2m)+}$ . If  $c_U \ll c_L$ , equation (10) holds true. When equations (9) and (10) are substituted into (8), we obtain equation (11) where  $A$  is defined as in equation (12). Thus, if  $D_U(m)$  is defined as in equation (13), equation (11) can be rewritten as in (14).

$$c_L = [\text{HL}] \quad (10)$$

$$\log D_U = \log K_U - n \log \frac{[\text{H}^+]}{c_L} -$$

$$(3-m) \log (c_C/\alpha_c) = A + n \text{pH} - (3-m) \log (c_C/\alpha_c) \quad (11)$$

$$A = \log K_U + n \log c_L \quad (12)$$

$$D_U(m) = \log D_U + (3-m) \log (c_C/\alpha_c) \quad (13)$$

$$D_U(m) = A + n \text{pH} \quad (14)$$

If this model holds for the adsorption of  $[\text{UO}_2(\text{CO}_3)_3]^{4-}$  on the polymer under the conditions mentioned above, a linear relationship should result between  $D_U(m)$  and pH, where  $m$  is 0–2 and  $n$  is the slope. Moreover, if  $n$  is approximately equal to an integer larger than zero, the adsorption equilibrium could be simply described by this model.

The adsorption equilibrium of uranium on the amidoxime polymer was experimentally determined at pH 8–9 with  $c_C$ ,  $c_L$ , and  $c_U$  being 0.04–0.1,  $14.2 \times 10^{-3}$ , and  $8.40 \times 10^{-6}$  mol  $\text{dm}^{-3}$ , respectively. The pH dependence of  $D_U$  obtained according to equation (1) is shown in Figure 1;  $D_U$  decreases with increasing pH at  $c_C = 0.04$ –0.1 mol  $\text{dm}^{-3}$  and with increasing  $c_C$ . These results can be explained by the model described above, since the present experimental conditions satisfy well  $c_U \ll c_L$  and  $c_U \ll c_C$ .

Plots of  $D_U(m)$  against pH are shown in Figure 2 for  $m = 2$ , and in Figure 3 for  $m = 1$ . They are not linear. On the other hand, a plot of  $D_U(0)$  against pH was found to be linear as shown in Figure 4. The slope,  $n$ , and the value of  $A$  were determined to be 2.08 and  $-26.47$ , respectively, by least squares. These results suggest that the adsorption equilibrium can be

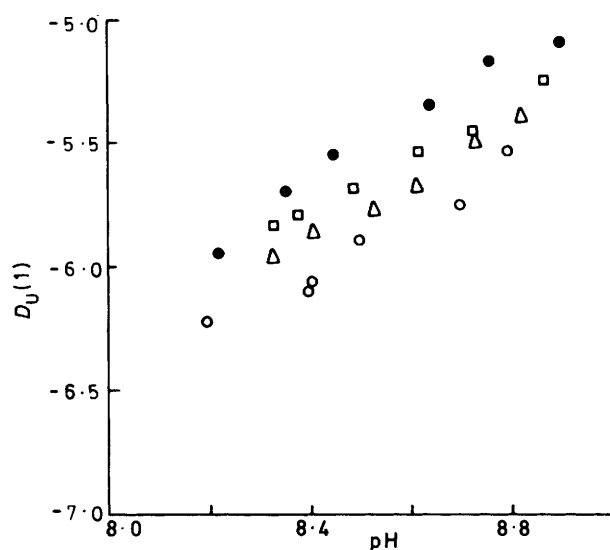


Figure 3. Plot of  $D_U(1)$  against pH;  $c_c$  as in Figure 1

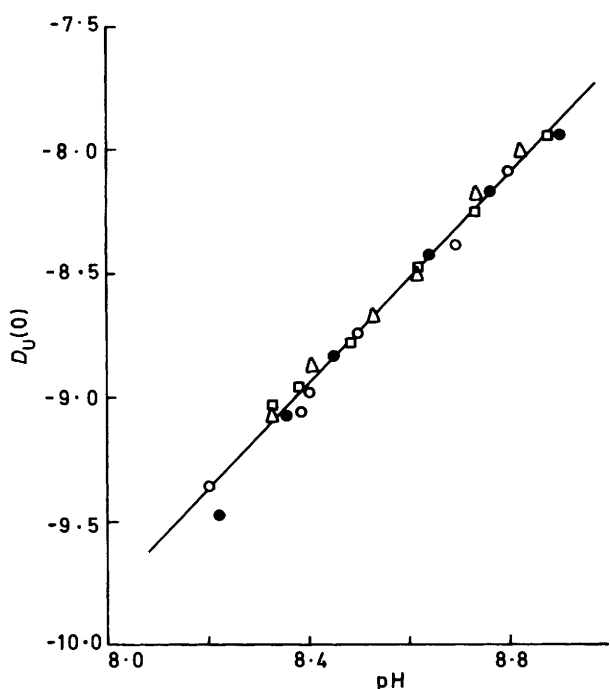


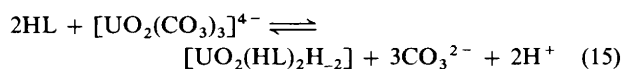
Figure 4. The linear relationship between  $D_U(0)$  and pH;  $c_c$  as in Figure 1

**Table.** Equilibrium constants,  $K_U$ , for the reaction  $2HL + [UO_2(CO_3)_3]^{4-} \rightleftharpoons [UO_2(HL)_2H_{-2}] + 3CO_3^{2-} + 2H^+$ , and stability constants,  $\beta_2$ , for the complex  $[UO_2(HL)_2H_{-2}]$  at 25 °C

Ligand	$\log K_U$	$\log \beta_2$
Amidoxime polymer	-22.78	-1.24
Acetamidoxime	-25.96	-4.42*

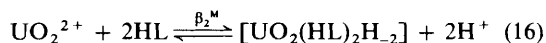
\* Ref. 3.

satisfactorily described by the reaction scheme with  $m = 0$  and  $n = 2$ . Thus, the adsorption equilibrium of uranium on the amidoxime polymer, HL, from aqueous solutions containing  $[UO_2(CO_3)_3]^{4-}$ , may be represented by equation (15). This

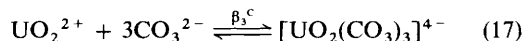


implies that the adsorption is caused by ligand exchange of three carbonate ions on the central uranyl(vi) ion with two amidoxime groups, accompanied by deprotonations.

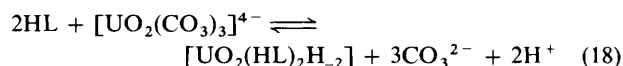
The complexing equilibrium of acetamidoxime, HL, with uranyl(vi) ion at  $pH > 5.5$  can be expressed by equation (16)



where  $\beta_2^M$  is the relevant stability constant and  $\log \beta_2^M = -4.42$ .<sup>3</sup> On the other hand, the complexing equilibrium of uranyl(vi) ion with carbonate ions may be expressed by equation (17) where  $\beta_3^C$  is the corresponding stability constant



and  $\log \beta_3^C = 21.54$ .<sup>9</sup> From equations (16) and (17), we obtain (18) and the corresponding equilibrium constant,  $K_U^M$ , is given by equation (19);  $\log K_U^M$  is calculated to be -25.96.



$$K_U^M = \beta_2^M / \beta_3^C \quad (19)$$

Equation (15) which describes the adsorption equilibrium of uranium on the amidoxime polymer is identical with equation (18) for chelation of acetamidoxime with uranium. Therefore, the stability constant for adsorption on the polymer,  $\beta_2$ , can be obtained because  $K_U$  is calculated from equation (12). The results are illustrated in the Table. It is clear that  $\beta_2$  is larger than  $\beta_2^M$ , implying that the uranyl(vi) complex formed with the polymeric ligands is more stable than that with the analogous monomeric ligands. Similar results have been reported for copper(II) complexes of poly(*N*-vinylimidazole)<sup>10</sup> and poly-(4-vinylpyridine)<sup>11</sup> which have larger stability constants than the corresponding complexes with imidazole and pyridine, respectively. These results have been explained in terms of an entropy effect analogously to that observed in the case of chelation;  $K_U$  becomes larger than  $K_U^M$  because  $\beta_2^M < \beta_2$ . Thus, the adsorption of uranium proceeds more extensively with the amidoxime polymer than would be predicted from the results with acetamidoxime as the ligand.

As mentioned earlier, uranium exists as  $[UO_2(CO_3)_3]^{4-}$  in sea-water, at a pH and  $c_c$  of 8.1–8.3 and  $2.3 \times 10^{-3} \text{ mol dm}^{-3}$ , respectively.<sup>4</sup> Therefore, the adsorption of uranium from sea-water on the amidoxime polymer seems to proceed through the mechanism represented by equation (15). In a previous paper<sup>3</sup> it was reported that acetamidoxime exhibits a high complexing ability for uranyl(vi) ion, and in the present study the amidoxime polymer was found to have a higher adsorptivity for uranium. These results suggest that the amidoxime polymer has potential for the recovery of uranium from sea-water.

## References

- 1 K. Sugasaka, S. Katoh, N. Takai, H. Takahashi, and Y. Umezawa, *Sep. Sci. Technol.*, 1981, **16**, 971; S. Katoh, K. Sugasaka, K. Sakane, N. Takai, H. Takahashi, Y. Umezawa, and T. Itagaki, *Nippon Kagaku Kaishi*, 1982, 1449, 1455.
- 2 T. Hirotsu, S. Katoh, K. Sugasaka, M. Sakuragi, K. Ichimura, Y. Suda, M. Fujishima, Y. Abe, and T. Misono, *J. Polym. Sci., Polym. Chem. Ed.*, in the press.
- 3 T. Hirotsu, S. Katoh, K. Sugasaka, M. Senō, and T. Itagaki, *J. Chem. Soc., Dalton Trans.*, 1986, 1609.
- 4 T. Shigematsu, *Bull. Soc. Sea Water Sci. Jpn.*, 1968, **21**, 221.

- 5 N. J. Keen, *Brit. Nucl. Energy Soc.*, 1968, **7**, 178.  
6 H. Takahashi, N. Takai, T. Hirotsu, S. Katoh, K. Sugasaka, and Y. Umezawa, *Jap. P.* 126 445/1981; *Chem. Abstr.*, 1982, **96**, 72439.  
7 M. B. Collela, S. Siggia, and R. M. Barnes, *Anal. Chem.*, 1980, **52**, 967.  
8 T. Hirotsu, A. Fujii, K. Sakane, S. Katoh, K. Sugasaka, and H. Miyazaki, *Bull. Soc. Sea Water Sci. Jpn.*, 1981, **35**, 16.  
9 S. Ó. Cinnéide, J. P. Scanlan, and M. J. Hynes, *J. Inorg. Nucl. Chem.*, 1975, **37**, 1013; J. P. Scanlan, *ibid.*, 1977, **39**, 635.  
10 K. J. Liu and H. P. Gregor, *J. Phys. Chem.*, 1965, **69**, 1252.  
11 H. Nishikawa and E. Tsuchida, *J. Phys. Chem.*, 1975, **79**, 2072.

*Received 25th November 1985; Paper 5/2062*